

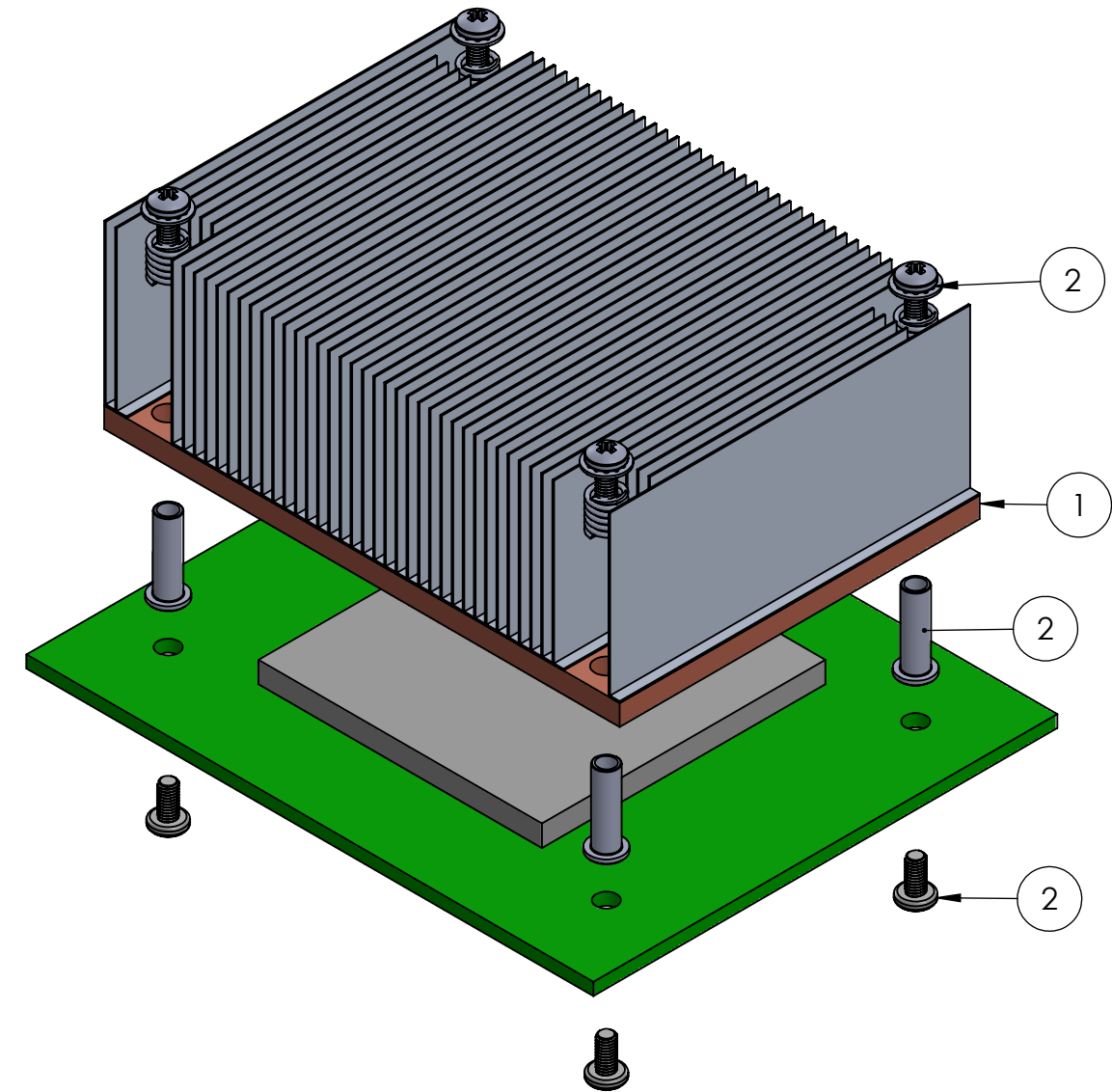
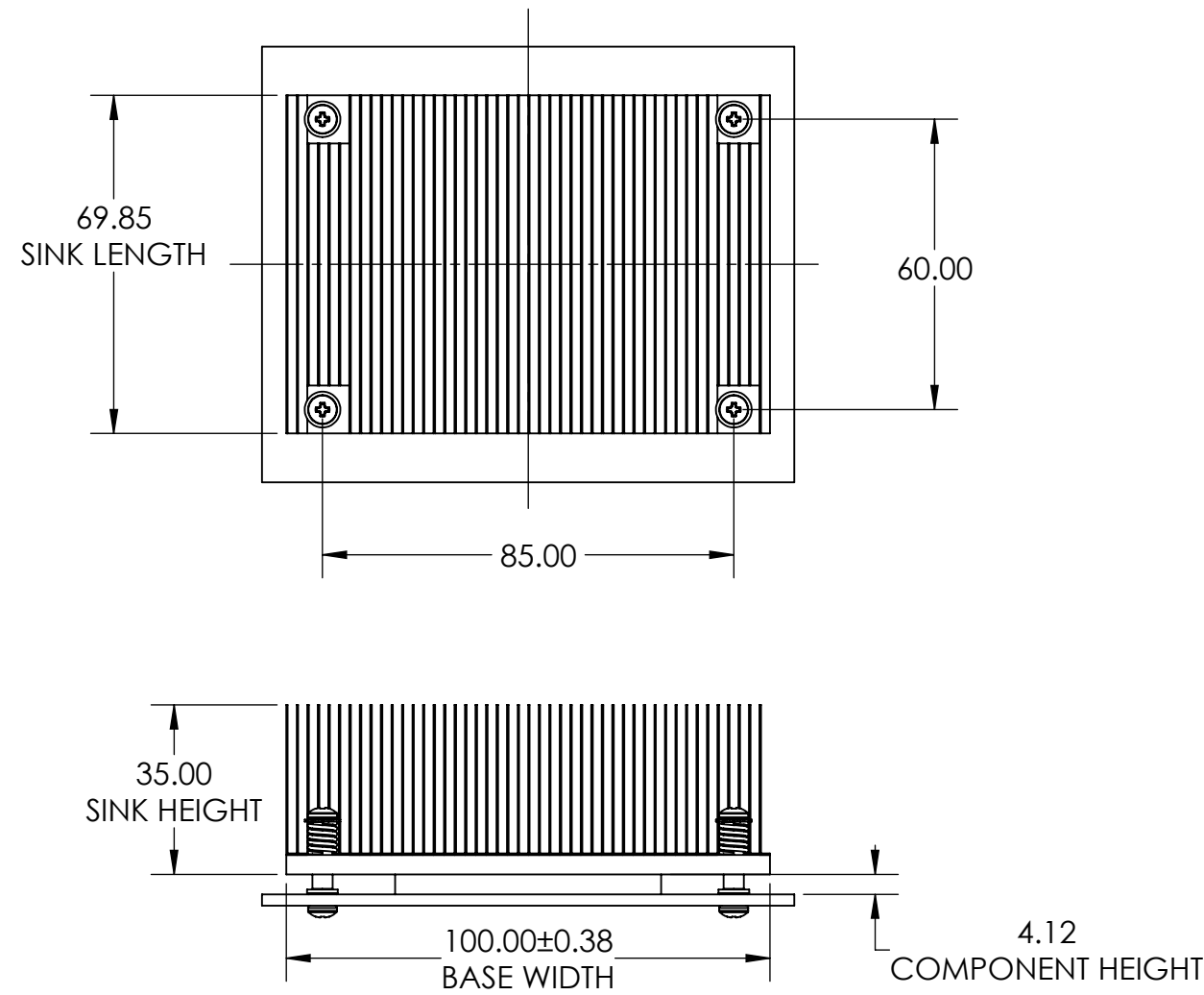
ATS-2088-C1-R0

Advanced Thermal Solutions, Inc
PROPRIETARY

NOTES:


1. TOLERANCES X.X +/- 0.50 MM, X.XX +/- 0.25 MM, X.XXX +/- 0.125 MM UNLESS SHOWN OTHERWISE.
2. SUPPLIER CERTIFIES PRODUCT IS ROHS COMPLIANT.
3. REMOVE ALL BURRS & SHARP EDGES.
4. HEAT SINK BASE MATERIAL; COPPER; FINISH: NICKEL PLATED
5. FIN MATERIAL; ALUMINUM; FINISH: NICKEL PLATED
6. HEAT SINK SUPPLIED WITH HARDWARE ASSEMBLY KIT PRE-ASSEMBLED.
7. HARDWARE ASSEMBLY KIT PROVIDES 7.2psi PRESSURE WHEN INSTALLED AS SHOWN.
8. HARDWARE ASSEMBLY KIT REQUIRES (4X) M3 CLEARANCE HOLES WITH $\phi 7.0$ KEEPOUT TOP AND BOTTOM SIDE.
9. HAREWARE ASSEMBLY KIT MAY BE ORDERED SEPARATELY.

REVISIONS		
REV.	DESCRIPTION	DATE
R0	ORIGINAL DESIGN	08/31/16



This confidential document is the sole property of Advanced Thermal Solutions (ATS). It is prohibited to reproduce or distribute this information, in whole or part, to other parties without the prior written consent of ATS.

ITEM NO.	PART NUMBER	DESCRIPTION	SUPPLIER	QTY.	NOTES
1	ATS070100035-2088-C1-R0	ZIPPER FIN ASSEMBLY	ATS	1	4,5,6
2	ATS-HK249-R0	HARDWARE ASSEMBLY KIT	ATS	1	6,7,8,9

 <p>Advanced Thermal Solutions, Inc 89 Access Road #27 Norwood MA, 02062</p>	DWN: CAH	DESIGNER: PK	APPROVED /RELEASED FOR ATS MANUFACTURE: GW 9/8/2016	SCALE: NTS	DATE: 08/31/2016	DWG. NO. ATS-2088-C1-R0	LEVEL --
	DESCRIPTION: HEAT SINK ASSEMBLY			TOLERANCE: AS SPECIFIED	FINISH: SEE NOTES	MATERIAL: SEE NOTES	DRW UNITS: MM(IN)

THE DRAWING SHOWN WITHIN IS PROTECTED BY PATENTS GRANTED TO ADVANCED THERMAL SOLUTIONS, INC.

Thursday, September 08, 2016

ATS-2088-C1-R0